



10-year product guarantee



12-year guarantee for 90 % rated power



25-year guarantee for 80 % rated power



ECO LINE

60/230 – 250 W

Polycrystalline module family



Longlife tested



Power proofed



Safety provided



Selection of components



Cross-linking degree test



Performance surplus of 1.5 to 6.49 Wp



Imp sorting



Special packing to avoid micro cracks in the cells



German warrantor

The 60-cell module is the large-size all-rounder among the Luxor modules. Eco in this case means especially economical: The high wattage makes the module the ideal solution for industrial scale equipments. From the open-field facilities, through the tracking system, to the roof-mounted installation. High-quality solar cell with an efficiency up to 17% at the best possible low light behaviour ensure the best energy output. And this at plus tolerances of 1.5 to 6.49 Wp. Exempla-

ry in the manufacturing quality, too: An especially durable plug-in connection guarantees the best power contact under all conditions, and the hollow-section frame made of anodised aluminium and compatible with every assembly system, is torsionally stiff and corrosion-free. Manufactured according to German standards and under the strict eyes of our engineers, each Luxor photovoltaic module is marked by a special level of durability and reliability.

ECO LINE ECO LINE 60/230 - 250W

Polycrystalline module family

Electrical data	LX-230P	LX-235P	LX-240P	LX-245P	LX-250P ⁴
Rated power P _{mpp} [Wp]	230.00	235.00	240.00	245.00	250.00
P _{mpp} range from	231.50	236.50	241.50	246.50	251.50
P _{mpp} range to	236.49	241.49	246.49	251.49	256.49
Rated current I _{mpp} [A]	7.73	7.84	7.95	8.06	8.16
Rated voltage V _{mpp} [V]	29.95	30.17	30.38	30.59	30.83
Short-circuit current I _{sc} [A]	8.22	8.39	8.49	8.58	8.61
Open-circuit voltage [V]	37.00	37.55	37.76	37.83	37.41
Efficiency at STC	14.23%	14.54%	14.85%	15.16%	15.46%
Efficiency at 200 W/m ²	13.67%	13.97%	14.30%	14.62%	14.93%
NOCT [°C]	47 ± 2°C	47 ± 2°C	47 ± 2°C	47 ± 2°C	47 ± 2°C

Specification as per STC: 1000 W/m², 25°C, AM 1.5 / STC irradiance: 1000 W/m²,
Module temperature: 25°C, AM=1.5 | NOCT: 47°C

Limiting values LX-230P / LX-235P / LX-240P / LX-245P / LX-250P⁴

Max. system voltage [V]	1000 V
Max. return current [I]	15 A
Temperature range	-40 to 85°C
Snow-load zone ¹	approval up to SLZ 3 (according to DIN 1055)
Max. pressure load (static)	5400 Pa

Temperature coefficient LX-230P / LX-235P / LX-240P / LX-245P / LX-250P⁴

Temperature coefficient [V] [I] [P]	-0.32% /°C 0.05% /°C -0.45% /°C
---	-------------------------------------

Specifications LX-230P / LX-235P / LX-240P / LX-245P / LX-250P⁴

Number of cells (matrix)	6 x 10, three strings in a row
Cell size	156 mm x 156 mm (diagonal: 200 mm)
Module dimensions (L x W x H) ² Weight	1,640 mm x 992 mm x 45 mm 21.0 kg
Front-side glass	3.2 mm hardened solar glass with low iron content
Frame	stable, anodised aluminium frame in a hollow-section design
Socket	plastic (PPO), IP65, ventilated and strain-relieved
Cable	4 mm ² solar cable, cable length 1.0 m
Plug-in connection	high-quality plug-in system, (IP65) MC4 or equivalent
Hail test (max. hailstorm)	∅ 45 mm impact velocity 23 m/s
General technical approval	classified according to DIN EN 13501-5 as B _{ROOF} (ti)

Packing LX-230P / LX-235P / LX-240P / LX-245P / LX-250P⁴

Packing unit	22 modules, 2 I _{mpp} classes 28 PU/40' container
Dimensions (L x W x H) Weight	174 cm x 114 cm x 121 cm 538 kg gross

The specifications and average values can vary slightly. Decisive is the corresponding data of the individual measurement. Specifications are subject to change without notice. Measurement tolerance: rated power +/- 3%, other values +/- 10%, all information in this data sheet corresponds to DIN 50380, other information to be found in the installation guidelines.

1 For standing installation

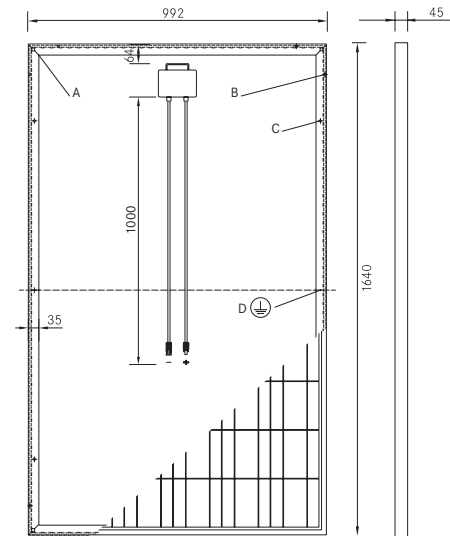
2 Tolerance L/W = +/- 3 mm, H = the dimensions given in the order confirmation will be decisive

3 Location on request

4 Exclusively from EU production

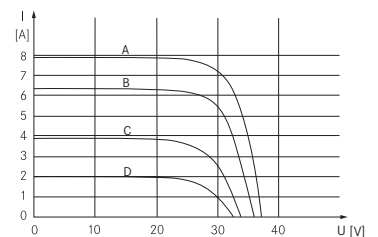
Luxor, your specialised company

Back view/ Front view/ Side view²

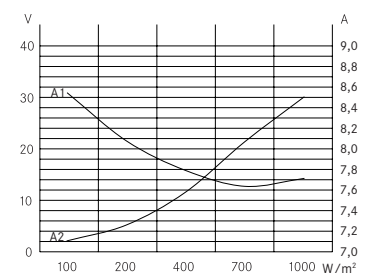


- A: 4 x drainage 10*10 mm
- B: 8 x ventilation aperture 3*7 mm
- C: 8 x mounting hole³ d = 7 mm
- D: 2 x earthing d = 2 mm

Characteristics



- A: 1000 W/m² | B: 800 W/m²
- C: 500 W/m² | D: 250 W/m²



- A1: I_{mpp} | A2: V_{mpp}

Guidelines:

2006/95/EG - 2006/95/EC, 89/336/EWG - 89/336/EEC, 93/68/EWG - 93/68/EEC



+ Factory Inspection TÜV NORD CERT
Reg.-No.: 44 799 400911

+ CEC California (US)

+ CEC Australia | Reg.-No.:
33012/60039977-3/60039978-3

Printed on Recystar Polar, recycling
paper with FSC certificate and the
"Blue Angel" eco-label.



ClimatePartner
**klimaneutral
gedruckt**

Zertifikatsnummer:
778-53212-0511-1068
www.climatepartner.com